UC Systemwide Basic Needs

2022-2023 Survey Results

The UC Basic Needs Research & Evaluation team administered an online survey to all students who accessed Basic Needs services during Fall 2022, at nine participating University of California campuses. Through the survey, students provided feedback on the Basic Needs services offered on their campus, as well information about their housing status, food security, financial security and mental health. The following is an infographic report of the overall results.

Responses by Campus

UC Davis	343	21%
UC Irvine	312	19%
UC Berkeley	256	16%
UC Riverside	168	11%
UC Los Angeles	159	10%
UC Merced	151	9%
UC San Diego	99	6%
UC San Francisco	91	6%
UC Santa Cruz	27	2%
Total Surveys	**1606**	

Gender & Identity Breakdown (n=1602)

Female	69%
Male	26%
Nonbinary	3%
Questioning	1%
Not listed	1%
Agender	<1%

26% identify as lesbian, gay, queer, bisexual, or asexual (397/1500)

2% identify as transgender (35/1600)

60% Approved for work study (n=1209)

49% First Generation (n=1598)

4% Dreamer (AB540) or DACA (n=1514)

Financial Aid (n=1547)

36% Cal Grant A or B

35% Pell Grant

20% Teaching or Research stipend

Dependents

5% at least one child under the age of 22 living with them (79/1606)

1.6 average number of child dependents

9% at least one adult dependent under their care (139/1594)

1.3 average number of adult dependents

UNIVERSITY OF CALIFORNIA

Working a PAID job or internship (n=1560)

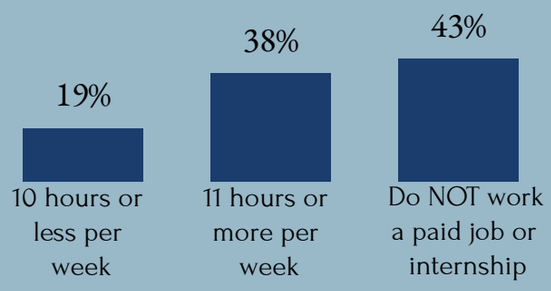

Campus	Avg. Wage
UC San Francisco	$24.04
UC Los Angeles	$19.78
UC Berkeley	$19.47
UC San Diego	$18.74
UC Davis	$18.34
UC Riverside	$18.18
UC Merced	$17.25
UC Irvine	$16.70
UC Santa Cruz	$16.06
UC Average	*$18.57*

Working an UNPAID job or internship* (n=1517)

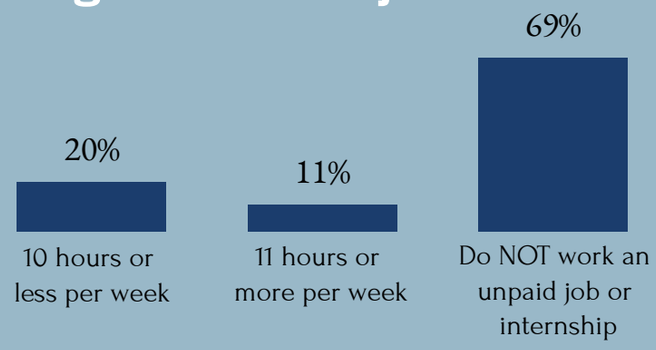

*Unpaid job or internship may include mandatory graduation requirements and/or course requirements.

In Fall 2022, about 1 in 10 students (12%) lacked a safe, regular, and adequate nighttime place to stay and sleep. (n=1578)

47%
experienced food insecurity in Fall 2022 (n=1606)

- VERY LOW Food Security 25%
- LOW Food Security 22%

had a family history of food insecurity (n=707)

of these students experienced food insecurity in Fall 2022

Currently, I could handle an unexpected emergency expense (Fall 2022)... (n=1598)

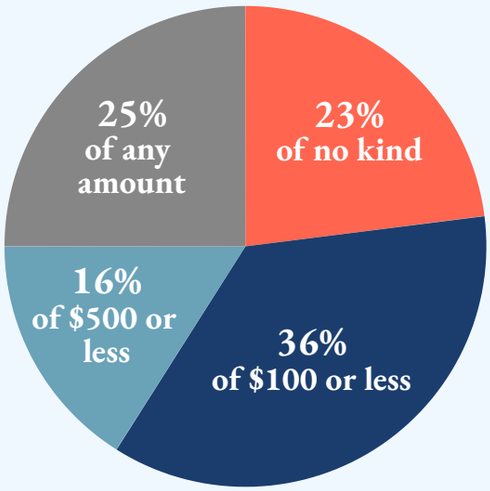

During Fall 2022...

Felt stressed about personal finances (n=1601)

Had to share money with loved ones, family, and/or others (n=1599)

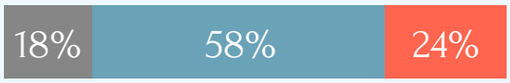

Never | Half the time | Always

During Fall 2022, did you experience any of the following feelings? (n=1481)

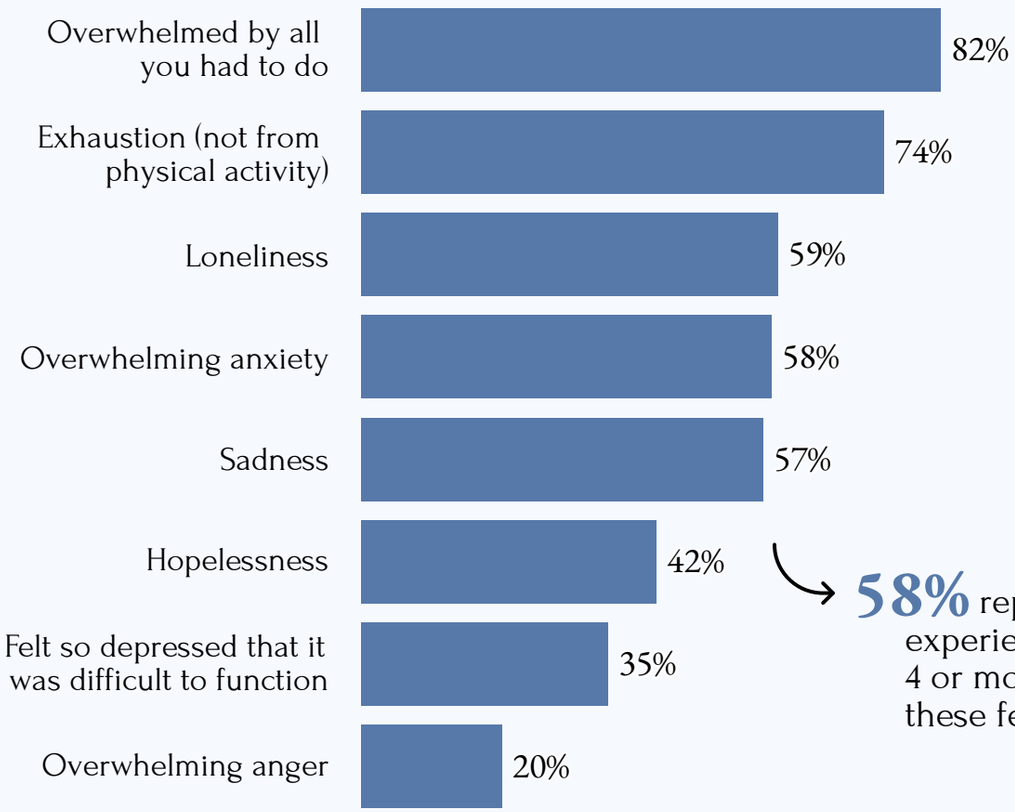

58% reported experiencing 4 or more of these feelings

Did you access any of the following BN resources at your campus, during Fall 2022? (n=1580)

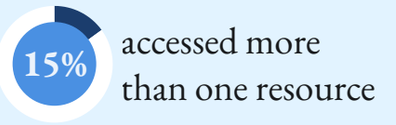

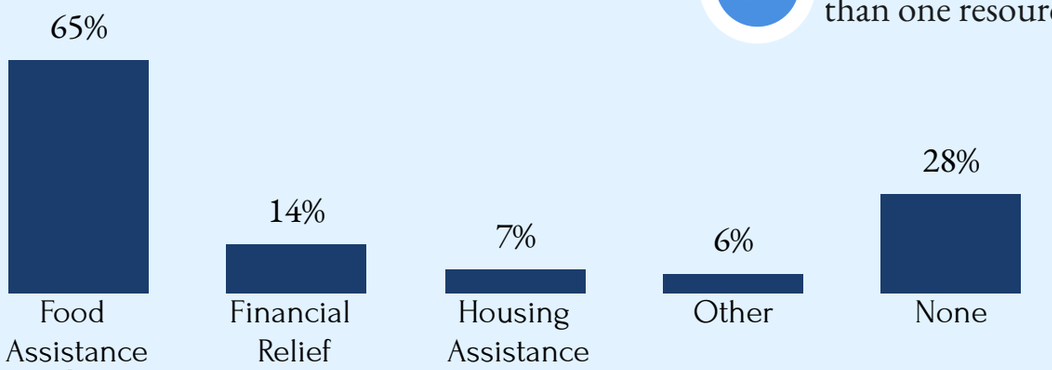

Top most accessed Food Assistance resources

(n=1010)

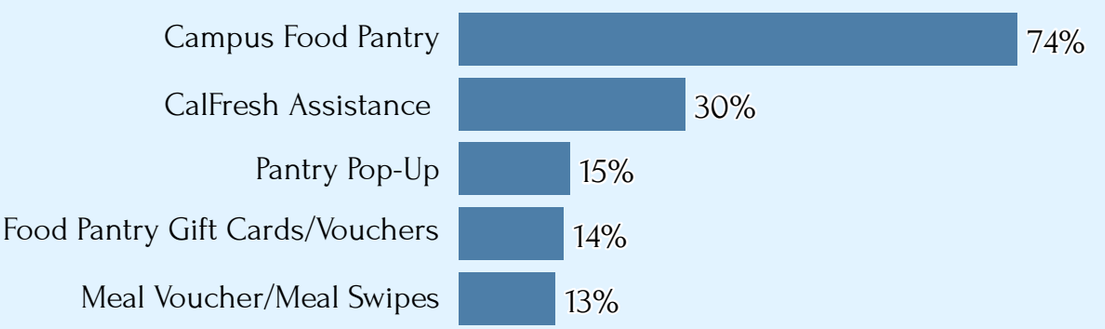

Barriers to accessing BN resources on campus

(n=1555)

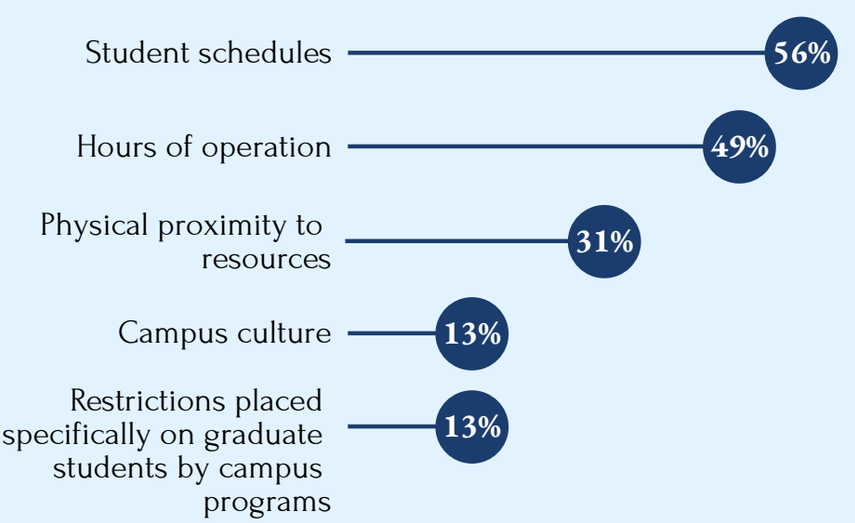

If any, which of the following BN resources at your campus have reduced any feelings of stress or anxiety related to meeting your basic needs? (n=1507)

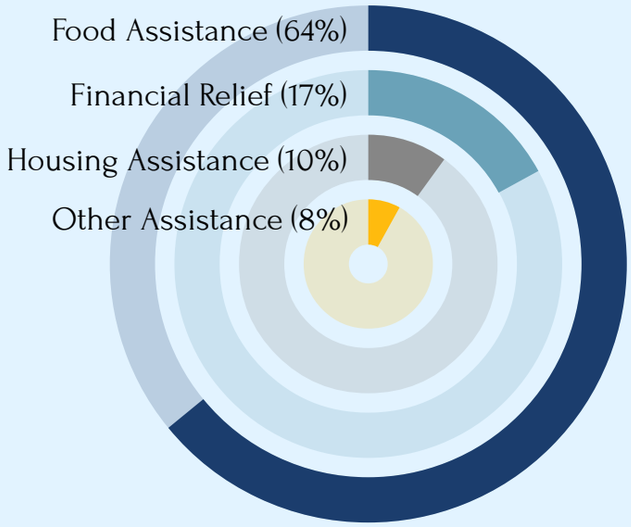

Food Pantry

4.7 average food pantry visits per month (n=780)

To what extent does your campus food pantry meet your dietary needs? (n=1539)

CalFresh

25% currently receive CalFresh benefits (n=1563)

n=191 were eligible to submit a SAR-7 form

53% missed the deadline for submitting their CalFresh recertification

Contacts: Suzanna Martinez, PhD, Suzanna.Martinez@ucsf.edu & Sevan Kalaydjian, MA, skalaydj@uci.edu; Prepared By: Victor Vega, MS